

GRIVEL



EN 893:2019

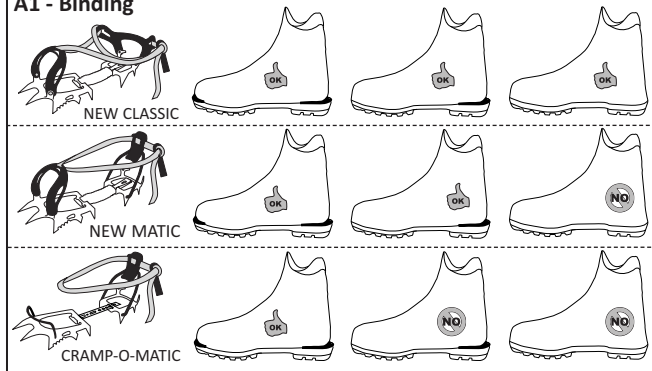


UIAA

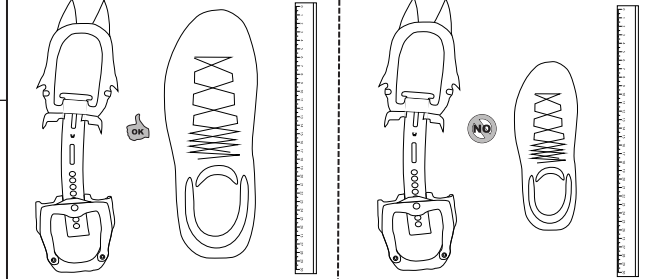
GRIVEL
BINDING SYSTEM 1

Grivel s.r.l.
Località Champagne 5
11020 Verrayes (AO) Italy
Phone: +39.0166.546287
info@grivel.com
www.grivel.com

A1 - Binding



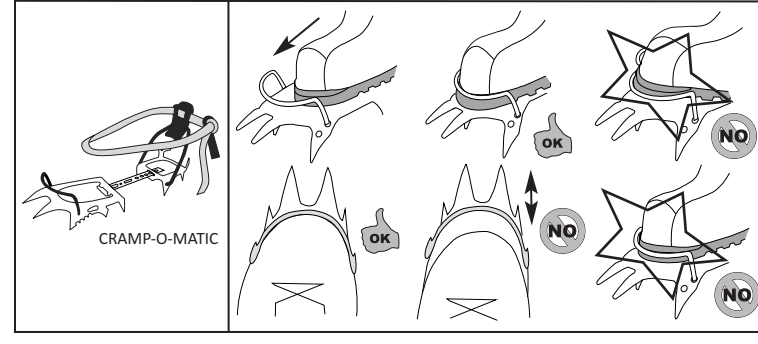
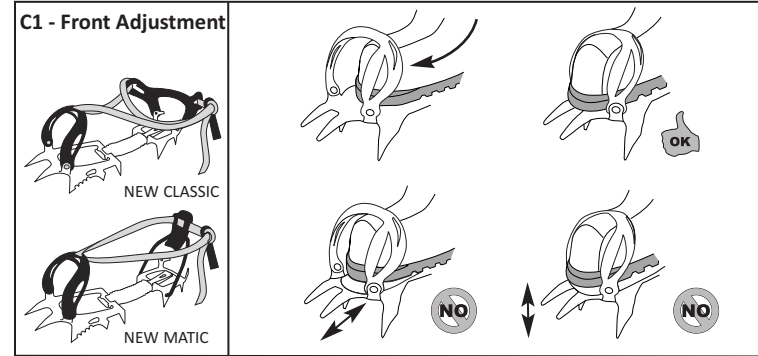
A2 - Binding size



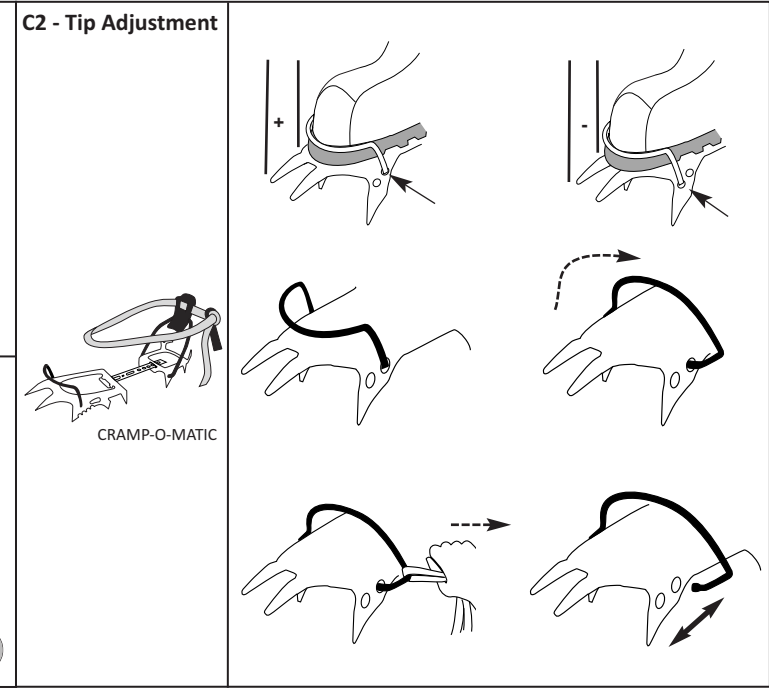
IS_CramponBindingSystem1_A.qxp

Model	Binding System 1			Material	Size (EU)
	New-Classic	New-Matic	Cramp-O-Matic		
G10 LT	✓	✓	—	Steel	35-46
G10 LT Wide	✓	✓	—	Steel	35-46
G12 LT	✓	✓	✓	Steel	36-47
AIR TECH LT	✓	✓	✓	Steel	35-46
AIR TECH HYBRID	—	✓	—	Steel / Light alloy	35-46
AIR TECH ALU	—	—	✓	Light alloy	35-46

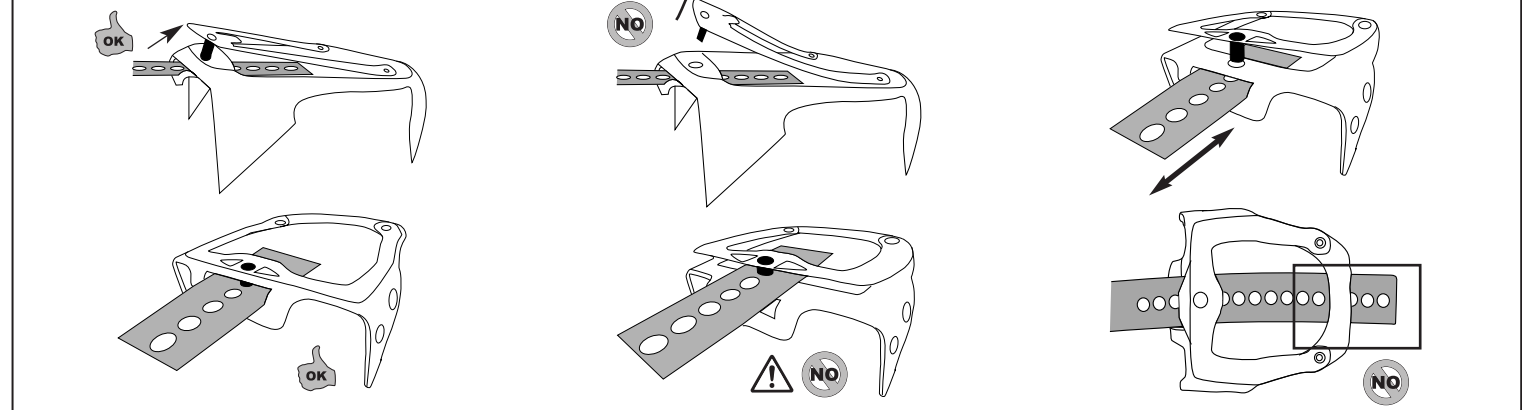
C1 - Front Adjustment



C2 - Tip Adjustment

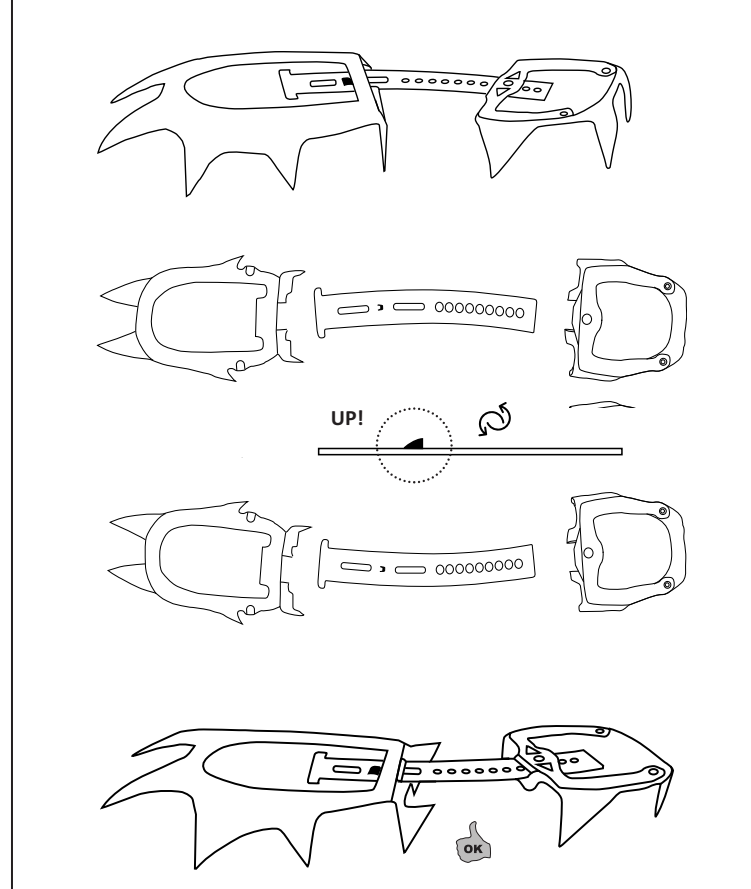


B1 - Adjustment



B2 - Shortening of Link bar

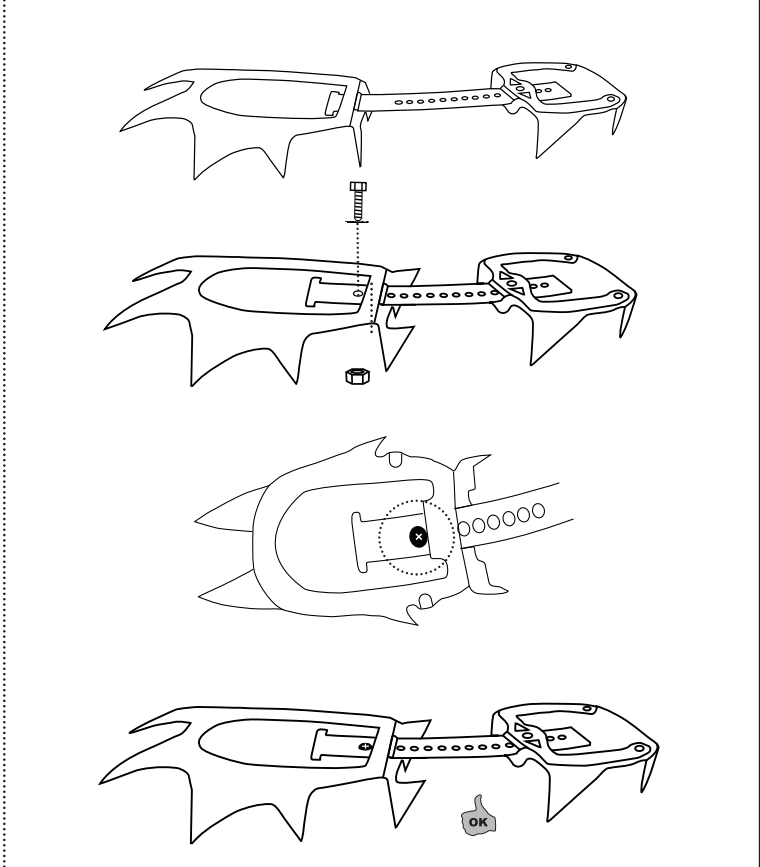
LINK BAR RBBRS.LNK.16 (16 cm)
LINK LONG BAR RBBRS.LNK.19 (19 cm)



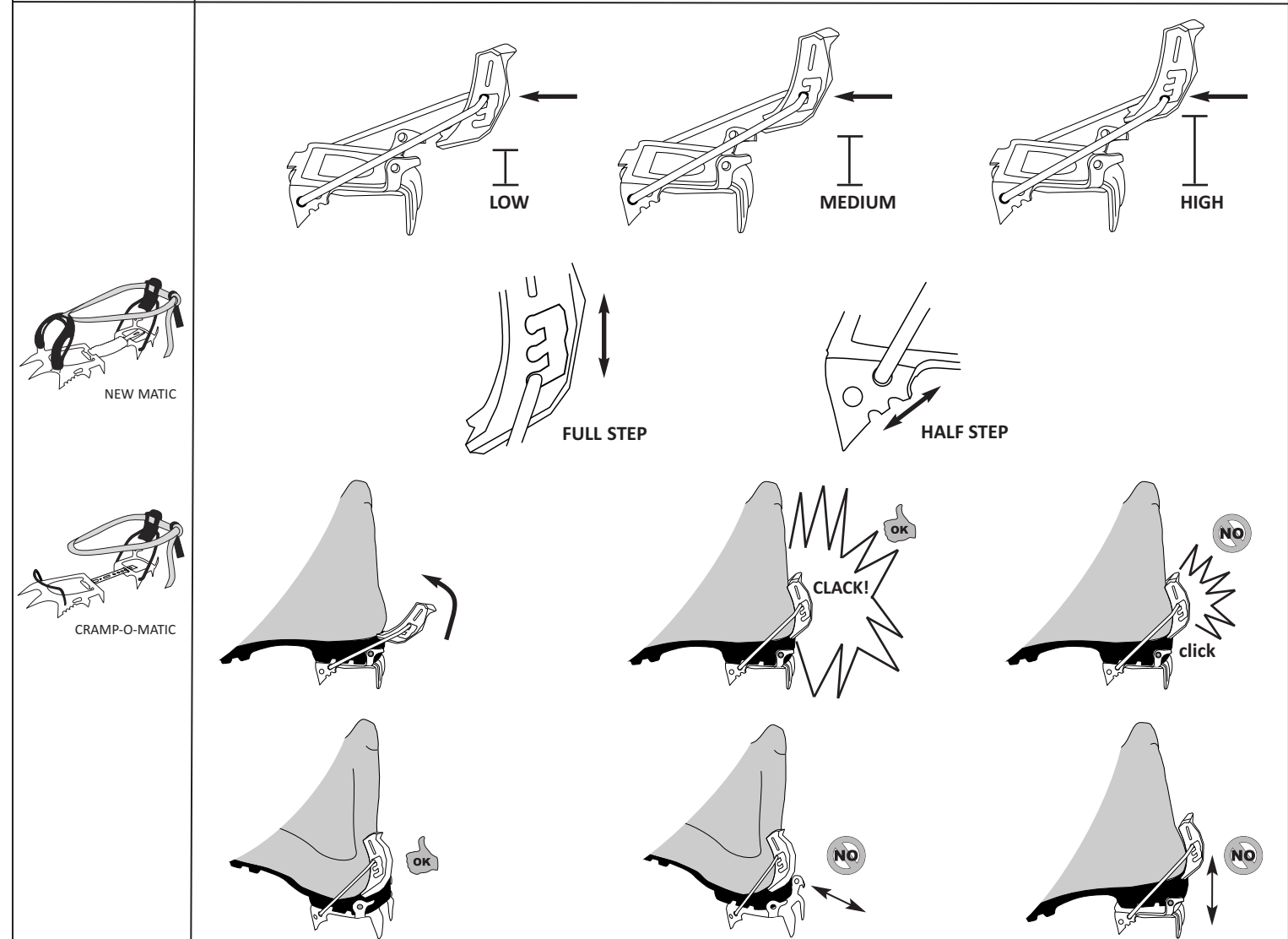
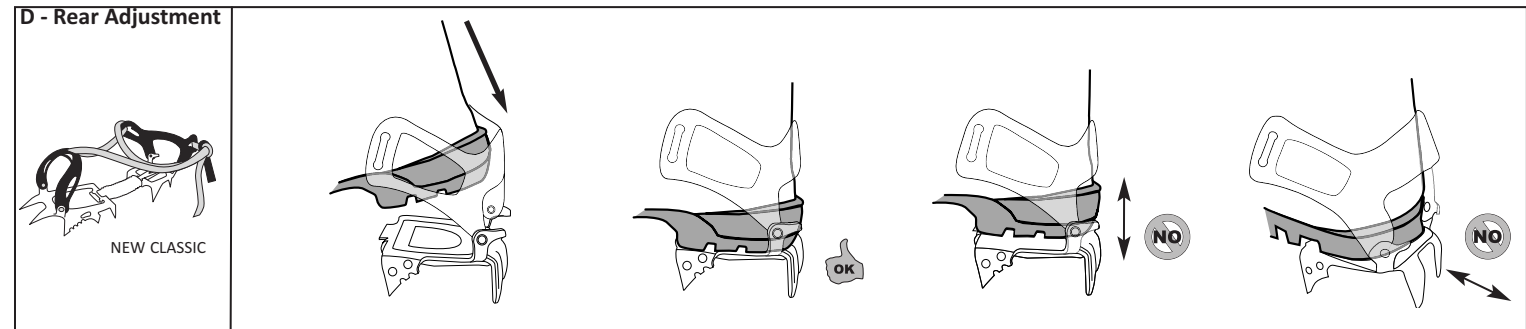
B3 - Shortening of Flex bar (16 cm)

FLEX BAR RBBRS.FLX.16 (16 cm)

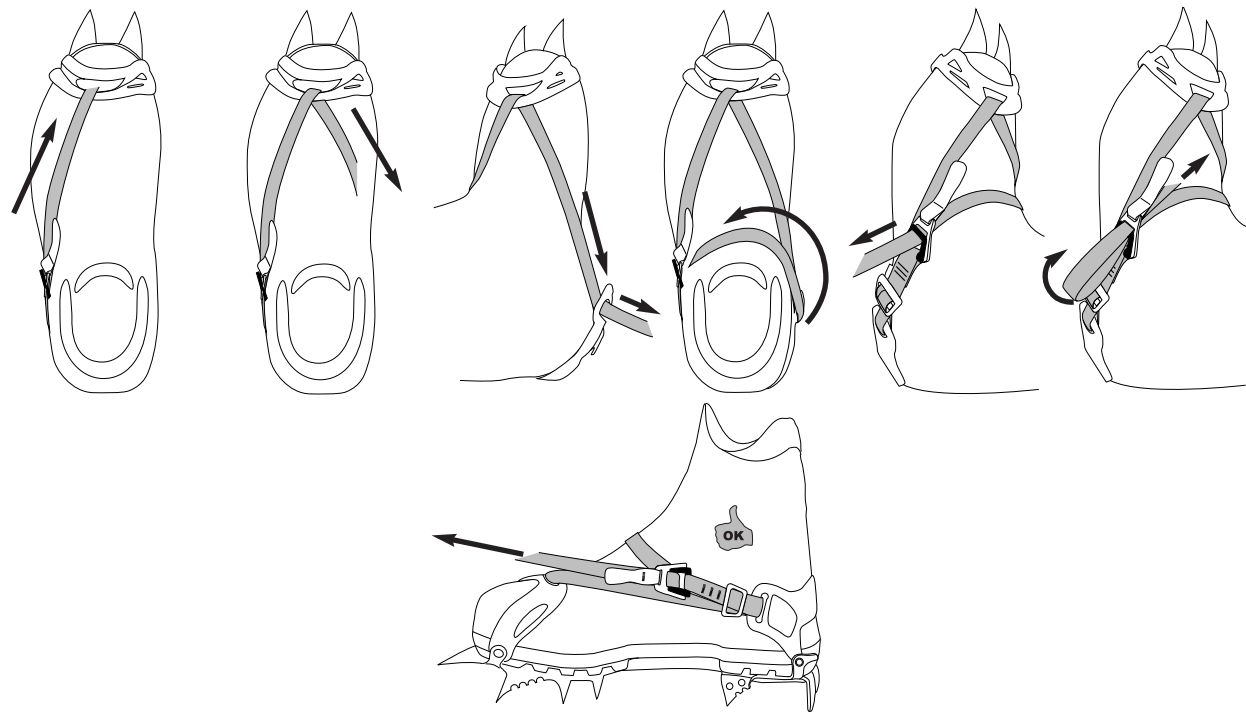
Other compatible accessories:
FLEX LONG BAR RBBRS.FLX.19 (19 cm)
FLEX XL BAR RBBRS.FLX.22 (22 cm)



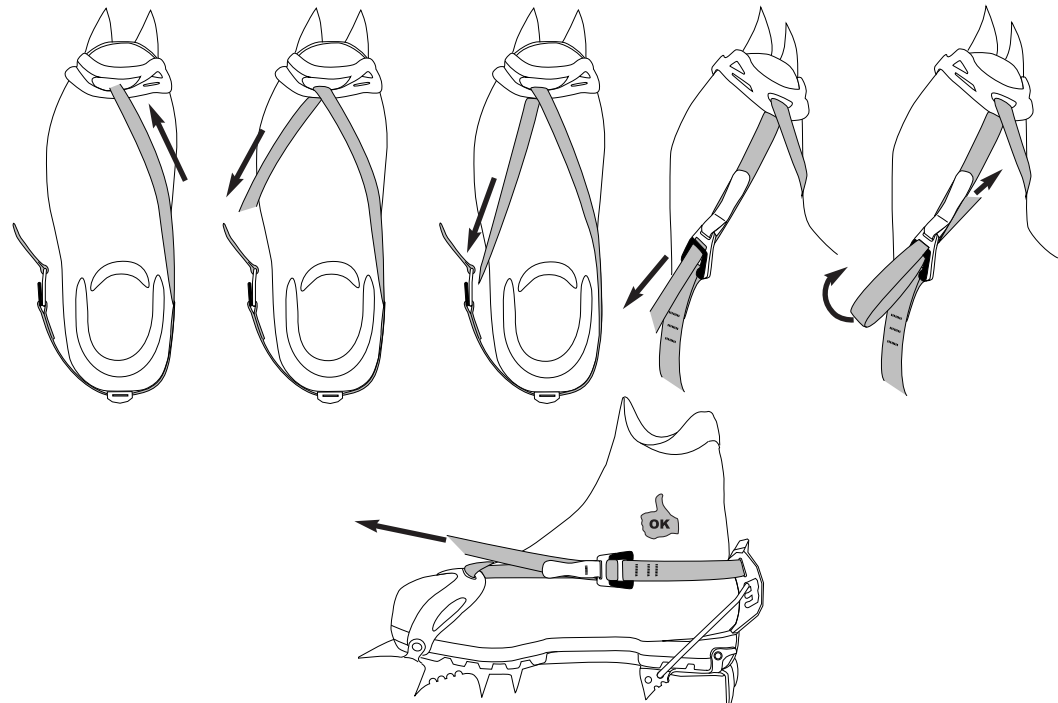
D - Rear Adjustment



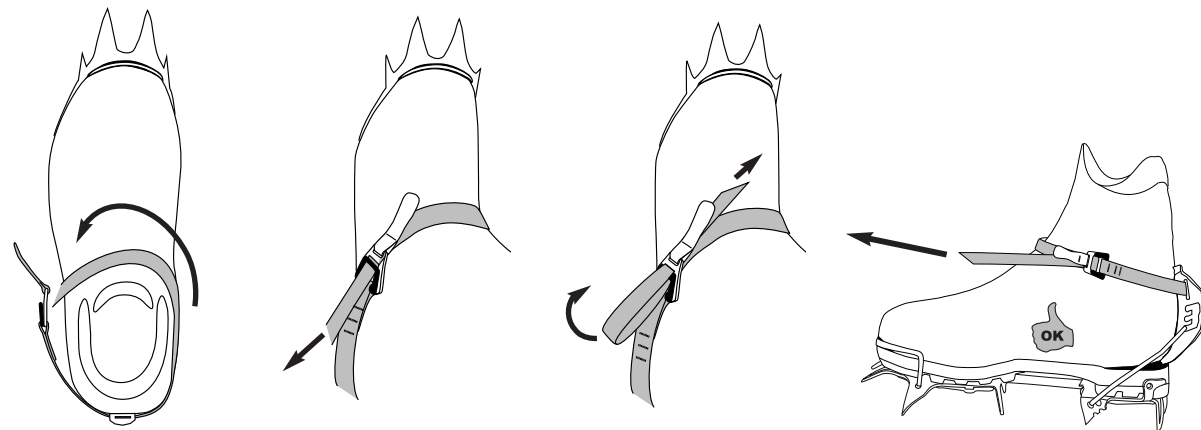
E1 - Strap adjustment



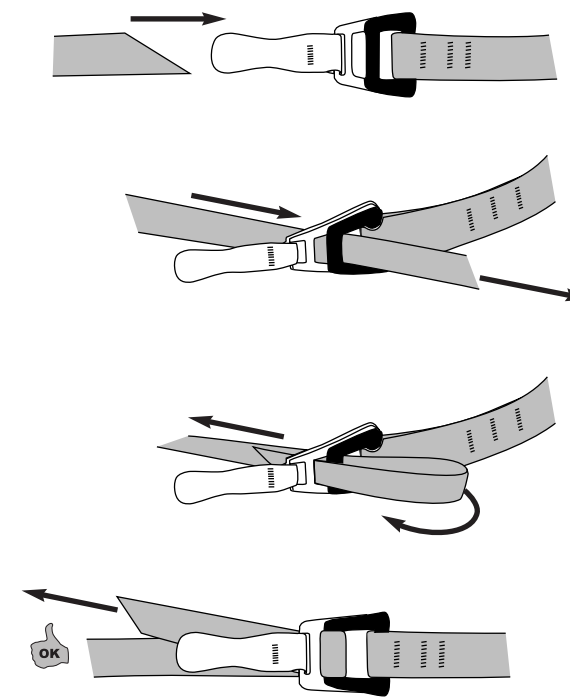
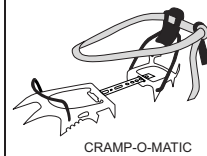
E2 - Strap adjustment



E3 - Strap adjustment



F - Strap fitting



<p>----- IT ----- A1: Compatibilità allacciatura; A2: Dimensione allacciatura; B1: regolazione; B2: Accorciamento barretta standard; B3: Accorciamento barretta flex; C1: regolazione frontale; C2: Regolazione punta; D: Regolazione chiusura posteriore; E1: Regolazione fettuccia su New Classic; E2: Regolazione fettuccia su New Matic; E3: Regolazione fettuccia su Cramp-o-Matic; F: Allacciatura fettuccia;</p> <p>----- DE ----- A1: Kompatibilität der Bindung; A2: Bindungsgröße; B1: Regulierung; B2: Standard-Stange kürzen; B3: Flexbar kürzen; C1: vordere Einstellung; C2: Einstellung der Spitze; D: Einstellung der hinteren Bindung; E1: Riemen Einstellen bei New Classic; E2: Riemen Einstellen bei New Matic; E3: Riemen Einstellen bei Cramp-o-Matic; F: Einstellung der Befestigungsschnalle;</p> <p>----- FR ----- A1: compatibilité de la fixation; A2: taille de fixation; B1: réglementation; B2: Raccourcissement standard barre; B3: Raccourcissement de la barre flexible; C1: réglage avant ; C2: réglage de la pointe; D:</p>	<p>Réglage de la fermeture arrière; E1: Ajustement de la sangle sur New Classic; E2: réglage de la sangle sur New Matic; E3: Réglage de la sangle sur Cramp-o-Matic; F: Sangle de fixation;</p> <p>----- ES ----- A1: compatibilidad de encuadración; A2: tamaño de encuadración; B1: Ajuste; B2: barra estándar de acortamiento; B3: barra acortadora flexible; C1: Ajuste frontal; C2: Ajuste de la punta; D: Ajuste trasero; E1: Ajuste de la correa en New Classic; E2: Ajuste de la correa en New Matic; E3: Ajuste de la correa en Cramp-o-Matic; F: Ajuste de correa;</p> <p>----- PL ----- A1: zgodność wiązania; A2: wielkość wiązania; B1: regulacja; B2: skróć standardowy pręt; B3: skróć elastyczny pasek; C1: ustawienie z przodu; C2: regulacja końcówki; D: regulacja tylnego wiązania; E1: Regulacja pasa w New Classic; E2: Regulacja paska w New Matic; E3: Regulacja pasa za pomocą Cramp-o-Matic; F: Regulacja klamry mocującej;</p> <p>----- CZ ----- A1: kompatibilita vazby; A2: velikost vazby; B1: re-</p>	<p>----- SI ----- A1: združljivost z vezavo; A2: velikost obveznice; B1: regulacija; B2: skrajšajte standardno palico; B3: skrajšajte prožno palico; C1: nastavitev spredaj; C2: nastavitev konice; D: nastavitev zadnje vezave; E1: Nastavitev jermena v New Classic; E2: Nastavitev pasu pri New Matic; E3: Nastavitev pasu z Cramp-o-Matic; F: Nastavitev zaponke za pritrditev;</p> <p>----- NO ----- A1: bindingskompatibilitet; A2: bindingsstørrelse; B1: regulering; B2: forkort standard stang; B3: forkort den fleksible stangen; C1: innstilling foran; C2: spissjustering; D: bakre bindingsjustering; E1: Justering av beltet i New Classic; E2: Justering av beltet på New Matic; E3: Justering av beltet med Cramp-o-Matic; F: Justering av festespennen;</p> <p>----- NL ----- A1: bindingscompatibiliteit; A2: bindingsgrootte; B1: regelgeving; B2: standaardstang inkorten; B3: de flexibele staaf inkorten; C1: frontinstelling; C2: puntafstelling; D: afstelling van de achterste binding; E1: Gordel afstellen in de New Classic; E2: Riem afstellen bij New Matic; E3: De riem afstellen met Cramp-o-Matic; F: Aanpassing van de bevestigingsgesp;</p>	<p>в New Classic; E2: Регулиране на колана в New Matic; E3: Регулиране на колана с Cramp-o-Matic; F: Регулиране на закопчалката;</p> <p>----- RO ----- A1: compatibilitate de legare; A2: dimensiunea obligatiunii; B1: reglementare; B2: scurtați tija standard; B3: scurtează bara flexibilă; C1: setare frontală; C2: reglare vârf; D: reglare legare spate; E1: Reglarea centurii în noul clasic; E2: Reglarea centurii la New Matic; E3: Reglarea centurii cu Cramp-o-Matic; F: Reglarea cataramei de fixare;</p> <p>----- GR ----- A1: δεσμευτική συμβατότητα. A2: μέγεθος ομολόγου. B1: ρύθμιση. B2: συντομεύστε την τυπική ράβδο. B3: συντομεύστε την εύκαμπτη μπάρα. C1: μπροστινή ρύθμιση. C2: ρύθμιση άκρου. D: ρύθμιση πίσω δέσμευσης. E1: Ρύθμιση του ιμάντα στο New Classic. E2: Ρύθμιση του ιμάντα στο New Matic. E3: Ρύθμιση του ιμάντα με Cramp-o-Matic. F: Ρύθμιση της πόρπης στερέωσης.</p> <p>----- BG ----- A1: съвместимост на обвързването; A2: размер на облигацията; B1: регулация; B2: съкъсете стандартния прът; B3: съкратете гъвкавата лента; C1: предна настройка; C2: регулиране на върха; D: регулиране на задното обвързване; E1: Регулиране на колана</p>
---	---	---	--